






	Emissions	Fuel Usage	Fuel Costs*	Run Time	Weight
 <p>Metal Halide Lighting Tower</p>	1.224kg	1.93	£463.20	60 Hours	1150kg
 <p>Eco 9m LED Tower Light</p>	0.336kg – 72% reduction	0.55 - 72% reduction	£132.00	200 Hours	920kg
 <p>Hybrid 9m LED Tower Light</p>	0.171kg – 86% reduction	0.23 - 88% reduction	£55.20	860 Hours	1300kg
 <p>Solar Hybrid 9m LED Tower Light</p>	0.17kg - 86% reduction	0.1 - 90% reduction	£24.00	3000 Hours	1900kg
 <p>Solar-Battery 9m LED Tower Light</p>	ZERO	ZERO	£0.00	365 Days Continuous	1500kg

All Figures based on whole Month • Figures based on 12 Hr per day usage 5 days per week • Whole month based on 20 working days
 Fuel Costs price based on £1.00 p/l & is subject to change • Run time based on full tank of fuel • Size based on towing size